




**PRERNA INFRABUILD LIMITED**  
**Unaudited Financial results for the Year/Quarter ended on 30/09/2011 [RS IN LACS]**

Particulars	3 months ended		Corresponding 3 months in the previous year ended on		Year to date figures for the current period ended		Corresponding 6 months in the previous year ended on		Previous Accounting year ended	
	9/30/2011	Un Audited	9/30/2010	Un Audited	9/30/2011	Un Audited	9/30/2010	Un Audited	3/31/2011	Audited
1 Net Sales	0.00		243.81		0.00		336.69		202.77	
Other income	43.66		20.35		114.17		25.78		229.92	
Total Income	43.66		264.16		114.17		362.47		432.69	
2 Total Expenditure :										
A) +/- stock in trade & work in progress	-54.36		0.00		-106.24		-230.51		-309.91	
B) Consumption of raw Materials	54.36		0.00		106.24		100.16		309.45	
C) Purchase of traded goods	0.00		176.46		0.00		340.56		86.64	
D) Employees Cost	25.57		3.37		44.55		15.12		85.24	
E) Depreciation	4.25		3.22		8.38		5.31		15.7	
F) Other Expenditure	20.54		18.76		27.53		27.83		145.43	
TOTAL	50.36		201.81		80.46		258.47		332.55	
3 Profit from Operations before Interest & Exceptional Items (1-2)	-6.70		62.35		33.71		104.00		100.14	
4 Other income	0.00		0.00		0.00		0.00		0.00	
5 Profit before Interest & Exceptional Items (3+4)	-6.70		62.35		33.71		104.00		100.14	
6 Interest	0.36		0.00		0.36		0.00		0.02	
7 Profit after Interest & but before exceptional items (5-6)	-7.06		62.35		33.35		104.00		100.12	

FOR, PRERNA INFRABUILD LTD.

*[Signature]*  
 DIRECTOR




# PERNA INFRABUILD LIMITED

8	Exceptional Items	0.00	0.00	0.00	0.00	0.00	0.00	0.00	0.00
9	Profit /Loss before tax (7+8)	-7.06	62.35	33.35	104.00	100.12	104.00	100.12	100.12
10	Tax Expenses	0.00	18.64	14.00	33.00	29.70	33.00	29.70	29.70
11	Net Profit/Loss from Ordinary Activities after Tax (9-10)	-7.06	43.71	19.35	71.00	70.42	71.00	70.42	70.42
12	Extraordinary Items ( net of tax expenses)	0.00	0.00	0.00	0.00	0.00	0.00	0.00	0.00
13	Net profit/Loss for the period (11-12)	-7.06	43.71	19.35	71.00	70.42	71.00	70.42	70.42
14	Paid up Equity Capital	794.25	607.26	794.25	607.26	794.25	607.26	794.25	794.25
15	Face Value Rs. 10								
15	Reserve excluding-								
15	Revaluation Reserve								1061.26
16	EPS								
	a ) Basic and Diluted EPS before Extraordinary Items	-0.09	0.72	0.24	1.17	0.89	1.17	0.89	0.89
	b ) Basic and Diluted EPS after Extraordinary Items	-0.09	0.72	0.24	1.17	0.89	1.17	0.89	0.89
17	Public Shareholding :								
	Aggregate of non promoters' share holding	1996600	2086600	1996600	2086600	1996820	2086600	1996820	1996820
	% of share holding	25.14	34.36	25.14	34.36	25.14	34.36	25.14	25.14
18	Promoters and promoter group share holding								
	A) Pledge/ encumbered								
	- no. of shares	0.00	0.00	0.00	0.00	0.00	0.00	0.00	0.00
	- Percentage of shares (% of promoter & promoter group)	0.00	0.00	0.00	0.00	0.00	0.00	0.00	0.00
	-Percentage of shares (% of total share capital of company)	0.00	0.00	0.00	0.00	0.00	0.00	0.00	0.00
	B ) Non encumbered								



FOR, PERNA INFRABUILD LTD.

*[Signature]*  
DIRECTOR






- no. of shares	5945910	3986000	5945910	3986000	5945690
- Percentage of shares	100.00	100.00	100.00	100.00	100.00
(% of promoter & promoter group)					
- Percentage of shares	74.86	65.64	65.64	65.64	74.86
(% of total share capital of company)					

- 1) 0 [ zero ] investor complaints were received during the quarter.
- 2) There is no unresolved complaint at the end of the quarter.
- 3) The above results were approved & taken on record by board in its meeting held on 20/10/2011.
- 4) The consumption of Raw Materials includes purchases made for projects.
- 5) There is an addition of Rs 54.36 lacs in Work in Progress during the quarter.
- 6) Accounting policy as regards to reporting of sales has been changed.

Accordingly previous quarter figures have been regrouped.

FOR PRERNA INFRABUILD LTD.

*[Signature]*  
DIRECTOR





# PRERNA INFRABUILD LIMITED

## STATEMENT OF ASSETS AND LIABILITIES

[RS IN LAKHS]

SR NO	PARTICULARS	AS AT 9/30/2011	AS AT 9/30/2010
1	SOURCES OF FUNDS		
	SHAREHOLDERS FUNDS:		
	SHARE CAPITAL	794.25	607.26
	RESERVE AND SURPLUS	1080.62	221.85
		1874.87	829.11
2	LOAN FUNDS:		
	SECURED LOANS	0	0
	UNSECURED LOANS	217.75	0
	NET DEFERRED TAX LIABILITY	0	0
		2092.62	829.11
3	APPLICATION OF FUNDS:		
	FIXED ASSETS:		
	GROSS BLOCK	911.6	235.64
	LESS: DEPRECIATION	8.38	5.31
	NET BLOCK	903.22	230.33
	CAPITAL WORK IN PROGRESS	0	0
4	INVESTMENTS	0	825.49
5	CURRENT ASSETS, LOANS AND ADVANCES		
	INVENTORIES	426.44	230.51
	SUNDRY DEBTORS	0.19	0.21
	CASH AND BANK BALANCES	1627.74	45.14
	OTHER CURRENT ASSETS	39.49	0
	LOANS AND ADVANCES	66.23	122.78
		2160.09	398.64

FOR, PRERNA INFRABUILD LTD.

*[Signature]*  
DIRECTOR





# PRERNA INFRABUILD LIMITED

6	LESS CURRENT LIABILITIES & PROVISIONS	932.06	512.57
	LIABILITIES	52.52	115.94
	PROVISIONS	984.58	628.51
7	NET CURRENT ASSETS	1175.51	-229.87
8	MISC. EXPENDITURE	7.82	0
9	DEFERRED TAX ASSETS	6.07	3.16
		2092.62	829.11

FOR, PRERNA INFRABUILD LTD.

DIRECTOR

